

SOUTHERN UTAH Woodturners



American Association of Woodturners Chapter Since May 2010

January 2026

Officers & Contacts

PRESIDENT:
Gary Wilcken
(435) 704-8424
garydwilcken@gmail.com

VICE PRESIDENT:
Leon Olson
(763) 458-4370 text only, no calls
gbwoodturner@gmail.com

SECRETARY:
JIM POPE
435-559-8277
suwt2020@gmail.com

TREASURER:
Steve Ashworth
(435) 704-4192

WEB PAGE DESIGN:
George Mason
(435) 590-8169
georm@aol.com

NEWSLETTER EDITOR:
Leon Olson
(763) 458-4370 text only, no calls
leonolson@aol.com


AUDIO/VISUAL :
Jim Pope
(435) 559-8277
suwt2020@gmail.com

From the Office of the President--

I am excited to work to keep a great club working to help each member of the club gain in ability and joy in working with our friends and members to get better at our craft.

It is so clear we need to encourage safety and we will rely on Don to keep us thinking ahead in our work. Be safe so we can enjoy our hobby " turn often, turn safe"

Gary Wilcken



We are making the application for membership to Southern Utah Woodturners available on our website as well as including with the newsletter mailing as a separate attachment. Please mail form, with dues check (\$30) for 2024, to Glenn Pearson at the address on the application so he may update our records for the membership roster.

The demo of the month was: An introduction of our new president, Gary Wilcken, and a broad discussion of the direction of the club.

The following suggestions and topics were discussed regarding the club's growth and activities:

Show and Tell Evolution: A suggestion was made to challenge members to bring all projects—both successes and failures. Discussing "bad" items allows the group to brainstorm solutions and learn from shared mistakes.

Charity Work: The club reaffirmed the importance of creating turned items for local charities, either through direct donation or selling items to donate the proceeds.

Club Laser: Will Arcularius noted that use of the club laser has decreased and reminded members that the equipment remains available for their use.

Shop Visits & Exchanges: Ken Ragsdale proposed reviving the tradition of visiting members' workshops. He also suggested a demo exchange program with the Las Vegas Woodturners to benefit both clubs.

Membership Directory: The group discussed the need for a photo directory. The consensus was positive; the directory will be created and posted on the SUWT webpage to help members identify one another.

Supplier Discounts: A brief discussion regarding bulk discounts from suppliers took place. It was noted that past results have been unsatisfactory, and no immediate action was taken.

Expand resource directory: Create a more comprehensive list of tool and woodworking suppliers.

Marketing SUWT: Develop a plan to help make SUWT more visible and accessible to the community.

Demo Improvements: Several points were raised to enhance future presentations:

Members are encouraged to submit demo suggestions.

A time limit should be set for demos, potentially requiring some pre-assembly of projects.

Upcoming demos should be pre-planned and reported to the membership in advance.

Demonstrators are asked to share their tool/supply sources and specific finishing techniques.

Mentoring Program: The club is looking to determine interest in a formal mentoring program featuring a photo list of members and their specific areas of proficiency.



Show & Tell



Ron McCue Poplar paper plate holders



Jeff Blonder with a large segmented urn



Ken Kofoed with a segmented vase with basket weave, a segmented bowl with basket weave, a vase made with egg shells in epoxy with a segmented wood lip and a lathe speed speed chart burned into wood

Joe Peacock with the beginning of several nativity sets





Mike Russell with a Queensland maple bowl with a decorated lip




Ken Ragsdale with a box that has been dyed and decorated with turquoise

Ken Ragsdale with a platter with basket weave illusion on both sides



Wyatt Holm with a box elder platter with incredible figure





Dave Layton with a spinning wheel and a maple box with a finial



Wayne Snow with a segmented bowl and a segmented cup





Reiner Jakel with an oak vase

Kelly Moffitt with two bowls, the larger bowl has an interesting live edge



GALLERY



Ken Kofoed
Segmented vase with basket weave illusion,
segmented bowl with basket weave illusion, a
vase made with egg shells in epoxy with a
segmented wood rim and a lathe speed chart
burned into wood



40 mph
dia 6" >> 2241
7" >> 1921
8" >> 1681
10" >> 1345
12" >> 1120
14" >> 960

Joe Peacock
The beginning of multiple
nativity sets



Mike Russell
Queensland
maple bowl
with a
decorated lip





Wayne Snow
A segmented bowl and a segmented cup

Dave Layton
Maple box with a
finial





Ken Ragsdale
A platter with basket illusion on the
top and bottom
A highly decorated and dyed box





Reiner Jakel
An oak vase

Grinding wheels



The photo shows a Norton 3X grinding wheel. The 3X wheel is 30% micro crystallin grit. The micro crystallin grit breaks into finer pieces as it wears down. The result is that the 3X wheels cut cooler and stay sharp longer.

Most grinders come with gray wheels. There are also white, pink and other colors. Most grinding wheels are aluminum oxide. That includes the gray wheels. The difference is the ceramic binder used

to hold the grit together. A softer binder allows the grit to break away easier and there by the wheel stays sharper and grinds cooler at the expense of the wheel not lasting as long. Norton 3X is unique in that the grit itself breaks down into smaller grit.

Gray wheels put more heat back into the tool, a lot more heat. Enough heat to destroy the temper of high carbon tools. That is one reason we use High Speed Steel tools. Gray wheels get dull because the grit does not break away, it becomes smooth from wear. I have seen some wheels where you can see the smooth surfaces of the individual pieces of grit. You need to use a wheel dresser to keep the wheel clean and sharp. Diamond wheel dressers go from inexpensive to expensive. There are other wheel dressers like a star wheel dresser and silicon carbide blocks used to dress grinding wheels.

Diamond has an affinity for iron with enough heat. I worked in a shop where an expensive new diamond wheel, intended for grinding carbide, was used to grind a high-speed steel cutter. The diamond became a pile of dust. The wheel was a \$600 wheel. Diamond hones work well on steel tools because there is not enough heat generated to bond the iron with the diamond.

CBN, or Cubic Boron Nitride, is the best wheel abrasive currently. The issue with CBN wheels is what grit to buy. The wheels are usually over \$100. Not many woodturners have wheels in a range of grits. A 320-grit wheel removes almost nothing. The result is your tools last a very long time and almost no heat goes into your tools as you sharpen them in seconds. I found I like the 180 grit CBN wheel the best. I took the 320 grit CBN wheel off and put the Norton 3X wheel on my grinder so that my grinder will be more versatile.

Everyone will have their preferred way to sharpen. Some wheels cut faster and cooler than others. There are those who sharpen their tools with a 6" gray wheel on a high-speed grinder. I would suggest that they learn to sharpen in one quick pass. Sharp tools are important. The grinding wheel used to sharpen tools is a matter of preference.

WHY WE LIVE IN SOUTHERN UTAH



Sand Bench Trail hike, Zion National Park, Glen Pearson Photos

Attendees to regular meeting September, 2024

Lyman Abbott, Will Arcularius, Jeff Blonder, Karl Bradshaw, Elroy Bryant, Locke Ettinger, Les Gray, Ross Henshaw, Terry Hoble, Wyatt Holm, Chad Humphries, Reiner Jakel, Ken Kofoed, Rich Lauby, Dave Layton, George Mason, Ron McCue, Kelly Moffitt, Karl McMullin, Leon Olson, Joe Peacock, Jim Pope, Ken Ragsdale, Mike Russell, Don Smith, Wayne Snow, Bill Vincent, Eric Walker, Noel Wells, Susan Wells, Gary Wilcken, Chuck Zimmerman

Dedicated to promoting woodturning in Southern Utah through educational demos, classes & fellowship between members.

"Learning Through Turning"

Turn Often & Turn Safe

Meeting the 2nd Saturday of each month

Visit our website at :

<https://www.southernutahwoodturners.com>

Email-- suwtclub@gmail.com

Upcoming Woodturning Events

Florida Woodturning Symposium

February 20-22, 2026

RP Funding Center

Lakeland, FL



Idaho Artistry in Wood

March 21-22, 2026

Boise, ID

2026 AAW International Woodturning Symposium

Starts: Jun 4, 2026 08:00 AM (CT)

Ends: Jun 7, 2026 02:00 PM (CT)

June 4-7, 2026

Raleigh, NC, at the Raleigh Convention and Performing Arts Center



The Wood Database
<https://www.wood-database.com>

The Wood Database

The **Wood Database** is a comprehensive online resource for woodworkers, woodturners, and **wood** enthusiasts. Learn about **wood** properties, identification, strength, allergies, drying, and ...

Browse by Common Name

-M- MACACAUBA MACADAMIA NUT
MACHICHE MADRONE MAGNOLIA: CUC...

Articles

Wood Allergies and Toxicity Wood Dust
Safety Reference/For the Shop Fraction ...

About

How my wood list grew into an online
project Eventually, I realized that all of th...

This is what you see when you do a search for The Wood database on your computer

An Amazon Best-Seller

Over 350 woods covered Over 100 full-page
wood profiles Over 100 half-page ...

Hard Maple and Soft Maple

A much better and more accurate way of
testing the wood, you can take measure...

Black Walnut

To cap it off, the wood also has good
dimensional stability, shock resistance, ...

On the Home page select Wood Filter



THE WOOD DATABASE

HOME

WOOD FILTER

ARTICLES

ABOUT



On the Wood Filter page select the first letter of your wood name and scroll down to your wood

WOOD FILTER

Search...



BASIC FILTERS

Filter by Genus:

All

Wood Type:

- Hardwood (487)
- Softwood (97)
- Monocot (4)

Location:

- North America (181)
- South America (95)
- Asia (91)
- Australia/New Zealand (83)
- Africa (74)
- Central America (69)
- Europe (62)
- Pacific Islands (55)

Color/Appearance:

- White/Straw (135)

Any # A B C D E F G H I J K L
M N O P Q R S T U V W X Y Z

Reset all options

Switch to metric units



Abura

(Mitragyna ledermannii)



Afata

(Cordia trichotoma)



Afrormosia

(Pericopsis elata)



Afzelia

(Afzelia spp.)

STRENGTH/NUMERICAL FILTERS

Sort By:

Common Name

Tree Height (ft)



Trunk Diameter (ft)



Average Dried Weight (lbs/ft³)



Janka Hardness (lb_f)



Modulus of Rupture (lb_f/in²)



STUART BATTY WOODTURNING SCHOOL

Our facility is 4 miles from downtown Boulder, Colorado, and 30 miles from the Denver International Airport.
[Check stuartbatty.com](http://stuartbatty.com) for information

There are also videos by Stuart Batty on YouTube

CRAFT SUPPLIES USA

THE WOODTURNERS CATALOG

Craft Supplies USA has the Dale Nish School of Woodturning in Provo
[Check their website at woodturnerscatalog.com](http://woodturnerscatalog.com)

Craft Supplies also has a series of videos on YouTube



Every two weeks, from 12:00 to 1:00 Mountain Time Tool Talk is a free livestream. You can ask questions. Her website is cindydrozda.com When you sign up on her website. She will send you an email with a link on the Wednesday before her Friday Tool Talk Live presentation

Some of the woodturners, clubs and suppliers with woodturning and sharpening videos on YouTube

New Mexico Woodturners
Northwest Woodturners
Rocky Mountain Woodturners
Front Range Woodturners
Mid-Maryland Woodturners Club
Windy City Woodturners
Woodturners Coffee Hour
Craft Supplies USA
Thompson Tools
Carter and Son
Axminster Tools
Sam Angelo (wyomingwoodturner)
Stuart Batty
Trent Bosch
Jimmy Clewes
Barbara Dill
Cindy Drozda
Ashley Harwood
Alan Lacer
Eric Lofstrom
Gary Lowe
Glen Lucas
Mike Mahoney
Mike Peace
Richard Raffin
Todd Raines
Steve Sinner
Alan Stratton
Tim Yoder
Donavan Zulian

YouTube can have so many with the same name that you need to add woodturner to your search

You can also search by subject but I cannot guarantee the quality of any videos you might find. I would suggest that you watch how the person works and observe the safety procedures they use. The equipment they have does not mean much. I have seen videos where the turner had an expensive lathe, expensive tools and chucks but they did not know how to use them. Even turners who did not know how to turn had some great design ideas.



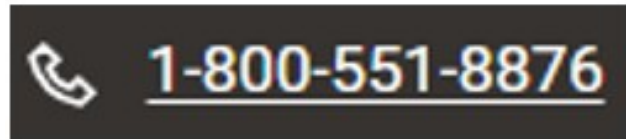
SUU SOUTHERN
UTAH
UNIVERSITY

LEARNING LIVES FOREVER



woodturnerscatalog.com

NEVINSTOOLS.COM
508.846.4512



MOTION

Dennis Gledhill
Customer Service Representative
dennis.gledhill@Motion.com

3284 E. Deseret Drive, Suite 15
St. George, UT 84790
Motion.com

P: 435-705-7660
D: 435-705-7664

Motion Industries is near Costco. They sell belts and bearings among other things. This location is a sales office but they gets things quickly.

FREE ESTIMATES ALL BRANDS

Mike's
TOOL & NAIL LLC
CONSTRUCTION SUPPLY
Sales • Service • Fasteners

Mike Finn
Owner

635 W. 2675 N. Cedar City, UT 84721
Ph: 435-531-0077
mikestoolandnail@yahoo.com
www.mikestool.com

Mike's repair is not far from Canyon View High School but it is on the north side of the freeway. There is a road under the freeway from the school. The website is mikestool.com You need to be careful to get it exact. There is another website that is one letter different.

ROCKLER

Taylorsville, UT

5584 S Redwood Rd Taylorsville, UT 84123

Store Phone: (385) 276-4676

Open until 7:00 PM (MST)



☎ 435-628-1288

📠 (435) 628-1297

✉ stgeorge1@intermountainwood.com

📍 1034 E Factory Dr., St. George, UT 84790

EST 1928

WOODCRAFT

Woodcraft of Salt Lake City/South Valley

8932 S. State St.

Sandy, UT 84070



801-566-5652



saltlakecity-retail@woodcraft.com