

# SOUTHERN UTAH Woodturners



American Association of Woodturners Chapter Since May 2010

January 2025

## Officers & Contacts

### PRESIDENT:

Leon Olson  
(763) 458-4370 text only, no calls  
suwtpres24@gmail.com

### VICE PRESIDENT:

Joe Peacock  
(435) 467-2824  
joe50peacock@outlook.com

### SECRETARY:

**JIM POPE**  
435-559-8277  
suwt2020@gmail.com

### TREASURER:

Steve Ashworth  
(435) 704-4192

### WEB PAGE DESIGN:

George Mason  
(435) 590-8169  
georm@aol.com

### NEWSLETTER EDITOR:

Leon Olson  
(763) 458-4370 text only, no calls  
leonolson@aol.com

### AUDIO/VISUAL :

Jim Pope  
(435) 559-8277  
suwt2020@gmail.com

## From the Office of the President--

No one needs to worry about offending me when they ask me pointed questions. I appreciated Ken Kofoed asking me what the demos was going to be before our last meeting and telling me we need to have that information in the newsletter. **Joe Peacock is doing a demo on turning flowers for Valentines Day at our February meeting.** Again, I appreciated Mike Russell's request to put questions to the group during our meetings as a way to help members solve problems. I am certain that there are those who have problems but never ask anyone. Yes Mike, we need to give them a time to do that in our meetings.

When I began turning again in 2008, I had no idea where to find answers to my questions. I was unaware of the various turning magazines. If there were YouTube videos, I had no idea they existed. I looked for DVDs but got burned when I bought a very dated DVD by a famous woodturner with no pertinent information. When I found the AAW American Woodturner at Barnes & Noble that problem ended.

So how do we find answers to issues that slow us down or keep us from accomplishing our goals? Once I found the AAW I became a member and a member of the local club. Then I began finding answers from the members, in books, magazines, videos and from demonstrators. After Covid live professional demonstrations disappeared. Now you can find all kinds of demos on YouTube, most have closed captioning. Being a member of the AAW allows me to go onto the AAW website and search every issue of the American Woodturner. There is an index. There is also Woodturning FUNDamentals and other resources on the website. There is a AAW member moderated forum with all kinds of topics being discussed. The Forum is where I found a speed control for a Jet 1221 not made by Jet. I learned about an inexpensive RPM digital readout in a Cindy Drozda YouTube tool video like the one listed below. We need to use every recourse we can find.

We are making the application for membership to Southern Utah Woodturners available on our website as well as including with the newsletter mailing as a separate attachment. Please mail form, with dues check (\$30) for 2024, to Glenn Pearson at the address on the application so he may update our records for the membership roster.


The demo of the month was: Leon Olson discussing lathe maintenance



Leon talked about a variety of lathe maintenance issues. Over the years he has purchased three new lathes, all of which required repair to align the headstock and tailstock. He discussed ways to align the headstock and tailstock and showed what happens when they are not aligned. He discussed maintaining your ways and tool rest. He showed the parts of a tailstock and how they work. He showed tools that will help you maintain the Morse Tapers. He discussed why banjos and tailstocks do not hold as well as many turners would like. He also gave a solution to the problem. He discussed tool rests and how to improve them.



## Show & Tell




**Bill Vincent**  
With a book about one of his turnings. The photographer who created the book asked for critiques of the book.

**Reiner Jakel**  
With a large sycamore natural edge bowl



**Leon Olson**  
With a small lidded box with staved construction

**Jerry Keller**  
With a live edge  
mesquite bowl and  
a live edge  
eucalyptus bowl



**John Spevak**  
With a large aspen  
snowman, two Christmas  
trees and a birdhouse  
ornament







**Karl McMullin**  
**With two mesquite bowls**

# GALLERY



**Leon Olson**  
Staved box, cherry,  
butternut and walnut



**Karl McMullin**  
Three mesquite bowls

**Jerry Keller**  
Live edge mesquite bowl and live edge eucalyptus bowl





**John Spevak**  
Large aspen snowman, two  
Christmas trees and a  
birdhouse ornament



**Reiner Jakel**  
Large sycamore live  
edge bowl




**TIPS AND TRICKS**  
**Leon Olson**

### Holding your turnings on your lathe


When we buy a lathe, it comes with a face plate. There are countless ways to use face plates. Some are a lot better than others. Attaching a bowl blank with screws to a face plate is one of the worst ways, think screw holes in your finished bowl. A better way would be to attach a piece of wood and then put a bolt or screw with large threads through the center from the back. Do that and you just made your own screw chuck. Richard Raffin has been using shop made screw chucks for decades to turn bowls, platters and other items large and small. Using screw chucks and jam chucks you can turn bowls with no four-jaw chuck.



There are lots of articles on making various size screw chucks. In the December 2024 AAW American Woodturner vol. 39.6: 16-21 Richard Findley wrote an article on turning wood apples. In the article there is a side bar about making a screw chuck to hold the apples. It includes a way to get the screw exactly on center. If you go onto YouTube and do a search for "Richard Raffin screw chuck" it will give you multiple Richard Raffin screw chuck videos as well as Sam Angelo (WYOMINGWOODTURNER) and Mike Peace screw chuck videos along with others.



You can screw a block of wood onto a face plate and make a jam chuck. The one offset bowl I made was held off center in a block of wood, jam chuck, held on a screw chuck. You can attach a piece of wood to a face plate and make a variety of capture chucks. The chuck with the clear plastic holds a



hemisphere so Richard Findley can hollow the inside. You can make capture chucks to hold bowls or other shapes.

You can buy face plates inexpensively online. I found the following face plates with 1"-8 threads on Amazon. 2" dia. at \$9, 3" dia. at \$12 and 4" dia. at \$15. They are all steel. Cast iron face plates are fine. I like steel face plates and have several. I have multiple adapters to use 1"-8 threads on my Jet 1642 and 1 1/4"-8 threads on midi lathes. You can get adapters from most wood turning suppliers.





## WHY WE LIVE IN SOUTHERN UTAH



Cable Mountain Trail Hike, Zion National Park  
Glenn Pearson Photos

### *Attendees to regular meeting January, 2025*

Lyman Abbott, Gayle Adams, Roger Bender, Jeff Blonder, Karl Bradshaw, Elroy Bryant, Kim Christopherson, Locke E??inger, Ross Henshaw, Terry Hobley, Wyatt Holm, Chad Humphries, Reiner Jakel, Jerry Keller, George Mason, Karl McMullin, Leon Olson, Joe Peacock, Glenn Pearson, Jim Pope, Mike Russell, Carl Scott, Don Smith, John Spevak, Todd Thorley, Bill Vincent, Eric Walker, Noel Wells, Susan Wells, Chuck Zimmerman

Guests: Ethan Johnson, Cary Pilon

Dedicated to promoting woodturning in Southern Utah through  
educational demos, classes & fellowship between members.

"Learning Through Turning"

**Turn Often & Turn Safe**

Visit our website at :

<https://www.southernutahwoodturners.com>

Email-- [suwtclub@gmail.com](mailto:suwtclub@gmail.com)

### ITEMS FOR SALE BY MEMBERS

Please submit items for sale to Leon Olson ([leonolson@aol.com](mailto:leonolson@aol.com)) before the 15th of the month to be included in the newsletter. Include SUWT Newsletter in the title of the email

FOR SALE



### Featured Chapter Event:

#### TAW 36th Annual Woodturning Symposium

The Tennessee Association of Woodturners (TAW) presents their 36th Annual Woodturning Symposium on January 31st and February 1st, 2025. Their 2025 Woodturning Symposium will again be located at the Marriott Hotel and Convention Center. Featured demonstrators include

Donna Banfield, Trent Bosch, Matt Monaco, and Laurent Niclot. Two days of jam-packed demonstrations by some of the best demonstrators, an Instant Gallery where participants and Demonstrators can display their work, a People's Choice Award Area, Saturday night auction and banquet are just a few of the many activities planned for 2025. Thier vendor area will be stocked full of a wide variety of woodturning equipment, supplies and wood.





**Florida Woodturning  
Symposium**

February 14-16, 2025  
RP Funding Center  
Lakeland, FL



**Fifth Oregon  
Woodturning  
Symposium**

March 14-16, 2025  
Albany, OR



**Totally Turning**

March 29-30, 2025  
Saratoga Springs City Center  
Saratoga Springs, NY



**Idaho Artistry in Wood**

March 29-30, 2025  
Boise, ID



**Midwest Penturners'  
Gathering**

April 11-12, 2025  
Chicago Marriott Northwest  
Hoffman Estates, IL



**Alaska Woodturners  
Symposium**

May 3-4, 2025  
Anchorage, AK



**2025 AAW International  
Woodturning  
Symposium**  
June 12-15, 2025  
Saint Paul RiverCentre  
St. Paul, MN



**Rocky Mountain  
Woodturning  
Symposium**  
September 19-21, 2025  
Loveland, CO



## ONLINE DEMONSTRATIONS

The AAW member [Remote Demonstration Calendar](#) features online woodturning demonstrations presented by AAW members. Check the links for registration information.



That is 12:00 to 1:00 Mountain Time. I get an email with a link. She has a YouTube channel and a Facebook channel. Tool Talk is a free livestream. You can ask questions. Her website is [cindydrozda.com](http://cindydrozda.com)

**Woodturning Tool Talk Livestream**  
January 31, 2025  
2:00 PM - 3:00 PM ET  
Cindy Drozda



**Fishlake Lumber Co.**  
 Rough Sawn Lumber Specialists  
 Full Line of Building Supplies  
 Ace Hardware & IFA Dealer



435-438-5454  
 800-304-5454  
 Fax 435-438-5477  
 1627 N. Hwy. 357  
 P.O. Box L  
 Beaver, UT 84713

Lynn Anderson  
<http://fishlakesawmill.com>  
[fishlakelumber@infowest.com](mailto:fishlakelumber@infowest.com)



**The Foundation**  
 of Valley View Medical Center

**SUU** SOUTHERN  
 UTAH  
 UNIVERSITY

LEARNING LIVES FOREVER

**NEVINSTOOLS.COM**  
 508.846.4512

CANYON CREEK SERVICES




**MOTION**

Dennis Gledhill  
 Customer Service Representative  
[dennis.gledhill@Motion.com](mailto:dennis.gledhill@Motion.com)

---

3284 E. Deseret Drive, Suite 15  
 St. George, UT 84790  
 Motion.com

P: 435-705-7660  
 D: 435-705-7664

FREE ESTIMATES ALL BRANDS

Mike's  
**TOOL & NAIL** LLC  
 CONSTRUCTION SUPPLY  
 Sales • Service • Fasteners

Mike Finn  
 Owner

635 W. 2675 N.  
 Cedar City, UT 84721

Ph: 435-531-0077  
[mikestoolandnail@yahoo.com](mailto:mikestoolandnail@yahoo.com)  
[www.mikestool.com](http://www.mikestool.com)

Motion Industries is near Costco. They sell belts and bearings among other things. This location is a sales office but they get things quickly.

Mike's repair is not far from Canyon View High School but it is on the north side of the freeway. There is a road under the freeway from the school. The website is [mikestool.com](http://mikestool.com) You need to be careful to get it exact. There is another website that is one letter different.