

SOUTHERN UTAH Woodturners



American Association of Woodturners Chapter Since May 2010

February 2026

Officers & Contacts

PRESIDENT:

Gary Wilcken
(435) 704-8424
garydwilcken@gmail.com

VICE PRESIDENT:

Leon Olson
(763) 458-4370 text only, no calls
gbwoodturner@gmail.com

SECRETARY:

JIM POPE
435-559-8277
suwt2020@gmail.com

TREASURER:

Steve Ashworth
(435) 704-4192

WEB PAGE DESIGN:

George Mason
(435) 590-8169
georm@aol.com

NEWSLETTER EDITOR:

Leon Olson
(763) 458-4370 text only, no calls
leonolson@aol.com

AUDIO/VISUAL :

Jim Pope
(435) 559-8277
suwt2020@gmail.com

From the Office of the President--

It is so good to live in this great area on this beautiful earth that God created.

As we work with the woods that we make into different shapes and sizes and produce sawdust and off cuts we are exposed to beauties that others don't see. It amazes me with our level of technical skills and raw abilities, we are allowed to use our minds and imagination to choose the outcome. We also learn from our mistakes.

Turn and learn, and be safe about it.

See you soon Gary

We will be taking photos of club members at our March meeting of those who did not have a photo taken at the February meeting. We will start taking photos at 8:30. The photos are for a club directory.

The school district will be closed for Spring Break in April on the day we would normally meet. We will discuss our options at our March meeting.

We are making the application for membership to Southern Utah Woodturners available on our website as well as including with the newsletter mailing as a separate attachment. Please mail form, with dues check (\$30) for 2024, to Glenn Pearson at the address on the application so he may update our records for the membership roster.

The Demo of the Month was: Gary leading the club in a discussion of ways to hold turnings on the lathe. Multiple club members showed us ways they hold turnings on the lathe which we all then discussed.



Terry Hobley with a square block glued onto the back of a bowl blank with tapered edges

Ken Kofoed with a sled for holding wood on the bandsaw. The sled uses wood clamps that have been modified for use on the sled. The back wall of the sled can be moved to different positions to adjust for different lengths of wood.






Gary Wilcken holding wood tapped with spindle threads, a face plate and a worm screw drive. He had other drives as well.



Reiner Jakel brought in a steady rest which he made. Since Reiner takes the photos, there is no photo with him.



Leon Olson with a box of live and dead centers along with various PVC chucks with wood collets for holding pendants, long finials and other turnings that are difficult to hold



Show & Tell




Karl McMullin with a very large walnut platter, a small walnut bowl and a walnut bowl made from the corners of the large platter blank

Leon Olson with a small boxelder burl weed pot that was a coloring experiment



Mike Russell with a walnut and maple segmented vase with a basket weave accent





Locke Ettinger with a large walnut mushroom and a pepperwood bowl. Locke also brought in a maple funnel



Karl Bradshaw with a necklace tree



Ken Kofoed with a tall staved vase made with alder, oak and bloodwood. He also has a segmented alder vase with a basket weave accent ring





Jeff Blonder with Banksia pod salt and pepper shakers. He also had a walnut and maple segmented vase





Joe Peacock with a pecan cake stand and a natural surface Valentine flower vase colored with multiple dyes and a glass insert to hold water






Terry Hobley with a walnut segmented bowl

Gary Wilcken with a bowl that has extremely thin walls which you could see when he held it up to the light, a Russian Olive bowl and a bowl carved by his father, Dee Wilcken, over sixty years ago





Don Smith with a segmented vase with a basket weave accent ring. Don also had a special rolling pin for rolling sugar cookie dough exactly 1/4" thick



Jerry Keller with a Spectraply top on a plate



Jerry Keller with a large American flag beaded platter and a large platter with basket weave geometric design



GALLERY

**Locke Ettinger
Pepperwood bowl
and walnut
mushroom**





**Karl Bradshaw
Necklace tree**

**Don Smith
Segmented vase with a beaded
accent ring**





Don Smith -Rolling pin for rolling sugar cookie dough 1/4" thick



Gary Wilcken brought in a bowl carved sixty years ago by his father, Dee Wilcken

Jerry Keller
Spectraply
tops





Jerry Keller
Large American
flag beaded platter
and a large platter
with basket weave
geometric design





Joe Peacock
Pecan cake stand and a natural
surface Valentine flower vase colored
with multiple dyes and a glass insert
to hold water





Leon Olson
Small boxelder burl
weed pot that was a
coloring experiment



Gary Wilcken
Russian Olive bowl and a bowl that has extremely thin walls which you could see when he held it up to the light



Gary Wilcken
Bowl that has extremely thin walls which you could see when he held it up to the light



Terry Hobley
Segmented
walnut bowl

**Ken Kofoed
Segmented alder vase with
a beaded accent ring**



**Karl McMullin
Large walnut platter, a bowl
made from the corners of the
platter blank, another walnut
bowl**

Karl McMullin
bowl made from the corners of the platter blank, another walnut bowl



Mike Russell
Segmented walnut and
maple vase with beaded
accent ring

Jeff Blonder
Banksia pod salt and pepper
shakers and a walnut and maple
segmented vase



TIPS AND TRICKS
Leon Olson

Hollowing enclosed woodturning forms

Hollowing can be easy or difficult depending on the tools and or hollowing system you use. It can be expensive or less expensive depending on if you make your own hollowing system, buy a used system or buy the best new system you can find. Each system has advantages and disadvantages. The best system for you will depend on what you want to do and how often you want to use it.

There are three basic categories of hollowing tools or systems, freehand, captured and articulated. There are four ways to determine your wall thickness as you cut. First is cut and measure. The question is what do you use to measure? There is a freehand hollowing tool with a secondary arm for stopping tool rotation. They have attached a rod with a spring on the secondary arm. You can set the location of the spring to show the wall thickness. Third, set up a laser on an arm over your tool that is set up a given distance from your tool. fourth, is similar to the laser, a camera on an arm over your tool shows your tool on a screen with your turning.

Freehand hollowing involves a tool held by the turner on the lathe tool rest. David Ellsworth is the most famous freehand hollowing woodturner. He was the first member of the AAW. He died in June 2025. I never saw him using a hollowing system. I also never noticed that his tool handles, which were very long, were also very large in diameter. That tool handle diameter gave him leverage to control the tool. In an effort to increase tool control, a handle was created that has a bend in the middle of the handle which you grip in a vertical position and then an extension that fits under your forearm to your elbow. Another modification is a tool with a bend near the tip. The bend allows the cutting tool to be in line with the shaft of the tool, which reduces the rotating force on the tool and still allows you to be able to reach around the features in your turning. D-Way has a freehand tool with a secondary arm that stops tool rotation.

There are a variety of capture hollowing systems. There is a capture fixture, your tool rest and the tool holder. The capture fixture includes a top and bottom which the tool holder moves between. The tool holder has whatever tool you have attached in the holder that is held at the correct height by the tool rest to cut into your blank. The capture fixture controls the rotation forces on your tool. You can make your own but it will not necessarily be less expensive or work as easily as what you can buy.

An articulated system has an arm which holds your cutting tool and has multiple rotating joints that allow you to move your cutter with ease however you want horizontally. The arm overcomes the rotation forces on your tool. The precision of the assembly and parts used determines how easy it is to use. Ball bearings in the joints along with appropriate bolts,

like shoulder bolts, will have a profound effect on how well the arm moves. There are woodturners who have made the arm with wood. The question is will a wood arm withstand the force of a catch. Flex in the arm will affect how your tool cuts.

Hollowing requires the turning to be held from one end. All three methods or systems of hollowing can create enough force on a turning that additional support beyond being held on one end is required. There are a variety of steady rests that provide that support. They can be made by the woodturner or purchased. Before you make your own steady rest, I would suggest that you watch the YouTube video by Steve Sinner. Go to YouTube and search for Steve Sinner Design Woodturning High Efficiency which is 24 minutes. He has some interesting observations on steady rest components, design and use.

A few thoughts on making your own tools and or hollowing systems. Is the wood we get up on the mountain free? For some of you it is. For those who drive up on the mountain and use their chainsaws to harvest the wood and then bring it to our meetings, it is clearly not free. If you want to make your own hollowing system, do you have the tools, materials and equipment required to make them? I do and I have made my own hollowing systems. The ability to do that is not free. It is a lot cheaper to buy the most expensive hollowing system and not buy the equipment required to make a hollowing system. I just finished another hollowing system this week. Despite having a lot of the material and special tools required, it still cost me almost as much as the club wants for the captured hollowing systems we made as a club.

**Dedicated to promoting woodturning in Southern Utah through
educational demos, classes & fellowship between members.
"Learning Through Turning"**

Turn Often & Turn Safe

Meeting the 2nd Saturday of each month

Visit our website at :

<https://www.southernutahwoodturners.com> Email-- suwtclub@gmail.com

WHY WE LIVE IN SOUTHERN UTAH





Attendees to regular meeting September, 2024

Lyman Abbott, Gayle Adams, Steve Ashworth, Roger bender, Jeff Blonder, Karl Bradshaw, Elroy Bryant, Dan Dooley, Locke Ettinger, Terry Hobley, Chad Humphries, Reiner Jakel, Jerry Keller, Ken Kofoed, Dave Layton, Ron McCue, Ed McDonald, Karl McMullin, Kelly Moffitt, Leon Olson, Joe Peacock, Glen Pearson, Jim Pope, Mike Russell, Don Smith, John Spevak, Bill Vincent, Gary Wilcken, Chuck Zimmerman

ITEMS FOR SALE BY MEMBERS

Please submit items for sale to Leon Olson (leonolson@aol.com) before the 15th of the month to be included in the newsletter. Include SUWT Newsletter in the title of the email

FOR SALE

Upcoming Woodturning Events



2026 AAW International Woodturning Symposium

Starts: Jun 4, 2026 08:00 AM (CT)

Ends: Jun 7, 2026 02:00 PM (CT)

June 4-7, 2026

Raleigh, NC, at the Raleigh Convention and Performing Arts Center

Idaho Artistry in Wood

March 21-22, 2026

Boise, ID



The Wood Database
<https://www.wood-database.com>

This is what you see when you do a search for The Wood database on your computer

The Wood Database

The **Wood Database** is a comprehensive online resource for woodworkers, woodturners, and wood enthusiasts. Learn about **wood** properties, identification, strength, allergies, drying, and ...

Browse by Common Name

-M- MACACAUBA MACADAMIA NUT
 MACHICHE MADRONE MAGNOLIA: CUC...

Articles

Wood Allergies and Toxicity Wood Dust
 Safety Reference/For the Shop Fraction ...

About

How my wood list grew into an online
 project Eventually, I realized that all of th...

An Amazon Best-Seller

Over 350 woods covered Over 100 full-page
 wood profiles Over 100 half-page ...

Hard Maple and Soft Maple

A much better and more accurate way of
 testing the wood, you can take measure...

Black Walnut

To cap it off, the wood also has good
 dimensional stability, shock resistance, ...

On the Home page select Wood Filter



THE WOOD DATABASE

HOME

WOOD FILTER

ARTICLES

ABOUT



On the Wood Filter page select the first letter of your wood name and scroll down to your wood

WOOD FILTER

Search...

BASIC FILTERS

Filter by Genus:

All

Wood Type:

- Hardwood (487)
- Softwood (97)
- Monocot (4)

Location:

- North America (181)
- South America (95)
- Asia (91)
- Australia/New Zealand (83)
- Africa (74)
- Central America (69)
- Europe (62)
- Pacific Islands (55)

Color/Appearance:

- White/Straw (135)

Any # A B C D E F G H I J K L
 M N O P Q R S T U V W X Y Z

Reset all options


Switch to metric units



Abura
(Mitragyna ledermannii)



Afata
(Cordia trichotoma)



Afrormosia
(Pericopsis elata)



Afzelia
(Afzelia spp.)

STRENGTH/NUMERICAL FILTERS

Sort By:

Common Name

Tree Height (ft)

13 – 330

Trunk Diameter (ft)

0.5 – 20.0

Average Dried Weight (lbs/ft³)

9 – 89

Janka Hardness (lb_f)

67 – 4,630

Modulus of Rupture (lb_f/in²)

2,840 – 36,250

STUART BATTY WOODTURNING SCHOOL

Our facility is 4 miles from downtown Boulder, Colorado, and 30 miles from the Denver International Airport.
[Check stuartbatty.com](http://stuartbatty.com) for information

There are also videos by Stuart Batty on YouTube

CRAFT SUPPLIES USA

— THE WOODTURNERS CATALOG —

Craft Supplies USA has the Dale Nish School of Woodturning in Provo
[Check their website at woodturnerscatalog.com](http://woodturnerscatalog.com)

Craft Supplies also has a series of videos on YouTube



Every two weeks, from 12:00 to 1:00 Mountain Time Tool Talk is a free livestream. You can ask questions. Her website is cindydrozda.com When you sign up on her website. She will send you an email with a link on the Wednesday before her Friday Tool Talk Live presentation

Some of the woodturners, clubs and suppliers with woodturning and sharpening videos on YouTube

New Mexico Woodturners
Northwest Woodturners
Rocky Mountain Woodturners
Front Range Woodturners
Mid-Maryland Woodturners Club
Windy City Woodturners
Woodturners Coffee Hour
Craft Supplies USA
Thompson Tools
Carter and Son
Axminster Tools
Sam Angelo (wyomingwoodturner)
Stuart Batty
Trent Bosch
Jimmy Clewes
Barbara Dill
Cindy Drozda
Ashley Harwood
Alan Lacer
Eric Lofstrom
Gary Lowe
Glen Lucas
Mike Mahoney
Mike Peace
Richard Raffin
Todd Raines
Steve Sinner
Alan Stratton
Tim Yoder
Donavan Zulian

YouTube can have so many with the same name that you need to add woodturner to your search

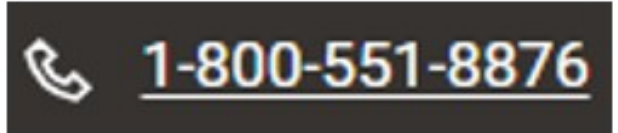
You can also search by subject but I cannot guarantee the quality of any videos you might find. I would suggest that you watch how the person works and observe the safety procedures they use. The equipment they have does not mean much. I have seen videos where the turner had an expensive lathe, expensive tools and chucks but they did not know how to use them. Even turners who did not know how to turn had some great design ideas.



SUU SOUTHERN
UTAH
UNIVERSITY
LEARNING LIVES FOREVER



woodturnerscatalog.com



NEVINSTOOLS.COM
508.846.4512

MOTION

Dennis Gledhill
Customer Service Representative
dennis.gledhill@Motion.com

3284 E. Deseret Drive, Suite 15
St. George, UT 84790

P: 435-705-7660
D: 435-705-7664

Motion.com

Motion Industries is near Costco. They sell belts and bearings among other things. This location is a sales office but they gets things quickly.

FREE ESTIMATES

ALL BRANDS

Mike's

TOOL & NAIL LLC

CONSTRUCTION SUPPLY
Sales • Service • Fasteners

Mike Finn
Owner

635 W. 2675 N.
Cedar City, UT 84721

Ph: 435-531-0077
mikestoolandnail@yahoo.com
www.mikestool.com

Mike's repair is not far from Canyon View High School but it is on the north side of the freeway. There is a road under the freeway from the school. The website is mikestool.com You need to be careful to get it exact. There is another website that is one letter different.

 **ROCKLER**

 **Taylorsville, UT**

5584 S Redwood Rd Taylorsville,
UT 84123

Store Phone: (385) 276-4676


Open until 7:00 PM (MST)


EST 1928
WOODCRAFT

Woodcraft of Salt Lake City/South Valley

8932 S. State St.

Sandy, UT 84070

 **801-566-5652**

 **saltlakecity-retail@woodcraft.com**



 **435-628-1288**

 **(435) 628-1297**

 **stgeorge1@intermountainwood.com**

 **1034 E Factory Dr., St. George, UT 84790**

